

/ Full Report

Generated on: 8th Jun 2020

ORDER DETAILS

Order Details: CofaNet Essentials request ID: 180703U5F975

Source order reference: 6320191
 Delivery speed: Immediate
 Language: English

COMPANY

MUSTERFIRMA MEIER FASHION GMBH

Registered office:
 Marxergasse 4c
 1030 Wien
 Austria
 Telephone: +43/1/515 54-0
 Fax: +43/1/512 44 15
 Email: office-austria@coface.com
 Web: <http://www.coface.at>

Former company names

Max Meier Test GmbH & Co. KG. (TESTFIRMA), valid since 06.10.2007 valid until 29.03.2008

Former company addresses

Former Principal Address:
 Müllnergasse 8
 1090 Wien
 Austria

ICON number: 125898541

Easy number: 00001081579543

Company registry number: FN 900000 a

VAT number: ATU 23456789

Status: Registration status: Registered company
 Activity status: Active company

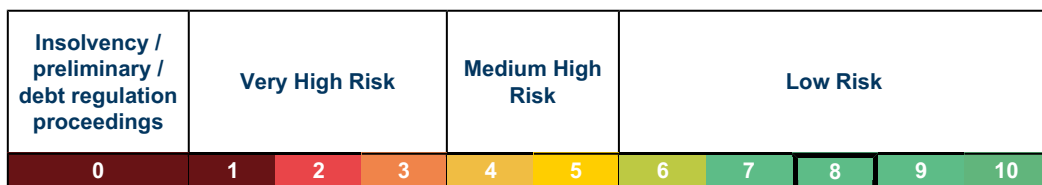
Date of Last Major Update: 08.06.2020

CREDIT INFORMATION

Insolvency / Legal Events: According to available information sources the Company is not in a insolvency/preliminary/debt regulation proceeding.

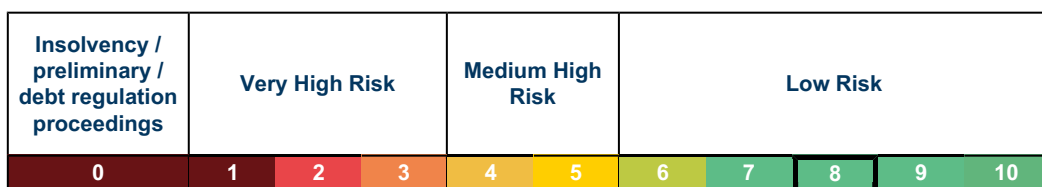
Information Provider Credit Assessment:

This reflects probability of default within 12 months, based on the information available from our local information provider.



Coface Adjustment:

In addition to the Information Provider Credit Assessment, Coface may have adjusted the view in order to reflect experiences (typically late payments) reported by one or more of our Credit Insured clients.



Maximum Credit Recommendation:

EUR 750.000

In respect to solvency reasons, there is nothing to say against an establishment of a business relationship.

Based on 60 days open payments terms.

COMPANY DETAILS

Established: 1974

Registration: No. FN 128356 i
20.11.1974 Wien, Austria

Registration status: Registered company

Legal Form: 01.10.1974
Limited Liability Company

Former Legal Form: Limited partnership valid since: 06.10.2007

Partners / Shareholders:

Full Name	Function	Address	Share equity capital
Musterfirma Meier Holding GmbH	Shareholder since 20.11.1974	Marxergasse 4c 1030 Wien Austria	100,00%

Management:

Full Name	Function	Address
MEIER MUSTERPERSON Eva	Head of Accounting and Finance Department	Berzeliusplatz 21 1210 Wien Austria
MEIER MUSTERPERSON Josef	Officer/Proxy	Hauptplatz 18 2100 Korneuburg Austria
MEIER MUSTERPERSON Max	Manager	Marxergasse 4c 1030 Wien Austria

Related Companies:

Shareholder of
Musterfirma Meier Sportmoden GmbH & Co. KG
01.10.1994 - since

KEY DATA ON OPERATIONS

Activity status:

Active company

Activities:

NACE
main activity:
4642 Wholesale of clothing and footwear

1413 Manufacture of other outerwear

NACE codes given are based on the most recent NACE Revision 2.

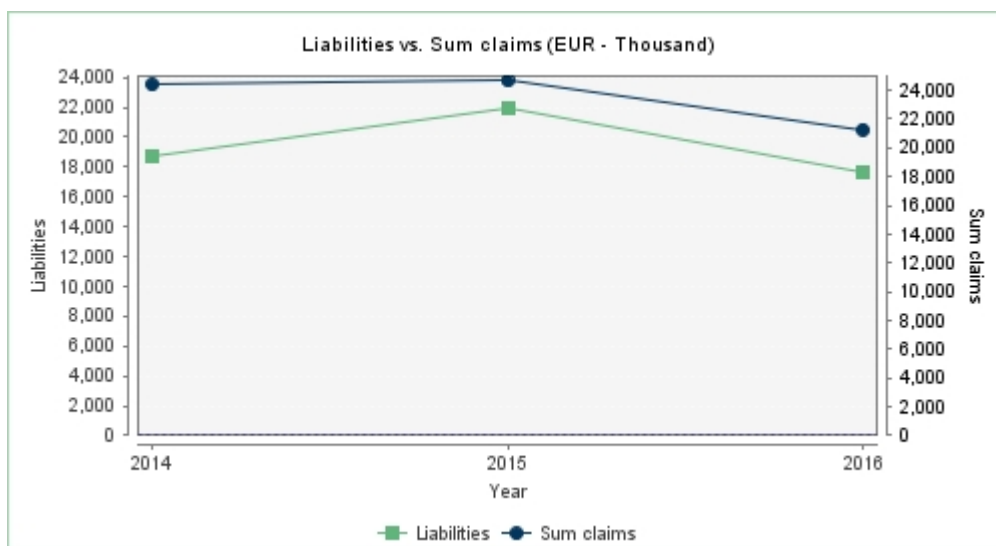
The company is active in the Coface sector 'Textiles, leather and clothing'.

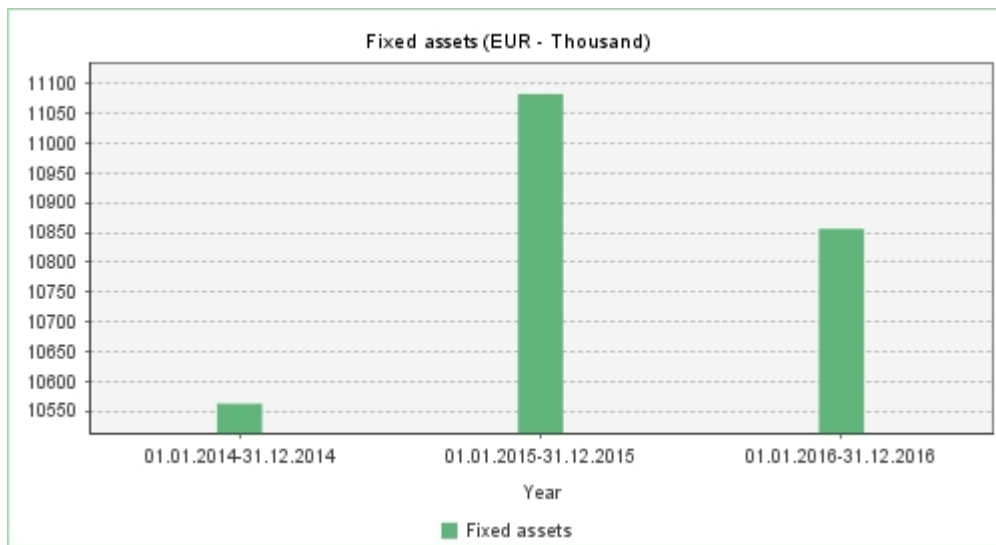
Key Data:

Amounts shown in Euro (EUR)

	01.01.2017	01.01.2016 31.12.2016	01.01.2015 31.12.2015	01.01.2014 31.12.2014
Turnover	68.000.000 (approximately)	66.883.204	44.157.421	39.546.854
Fixed assets		10.856.333	11.082.834	10.562.624
Equity capital		22.892.084	19.868.038	22.076.004
Liabilities		17.656.639	21.900.649	18.713.733
Profit after taxation		10.248.571	7.224.526	9.432.492
Operating result - profit		778.051	0	1.172.144
Operating result - loss		0	1.802.270	0

	01.01.2016 31.12.2016	01.01.2015 31.12.2015	01.01.2014 31.12.2014
Cash flow II	EUR 4.910.669,00	EUR -399.861,88	EUR 2.153.887,37
Debt amortisation period	3,64	-	8,99
Bank indebtedness	14,79	5,44	8,32
Equity capital share	52,90	44,49	51,48
Social capital share	3	3,07	3,18
Fixed assets coverage	222,81	191,62	221,93
Net profit ratio	4,37	-4,94	2,49
Capital turnover	1,56	0,98	0,93
Return on investment	9,85	-3,42	3,59
Cash flow in % of operating performance	7,26	-0,91	5,43
Cash flow I	EUR 4.841.070,21	EUR -361.323,50	EUR 2.177.301,06
Gross productivity	9,14	5,84	5,52
Net productivity	2,20	-0,01	0,42
Operating performance	EUR 67.671.424,04	EUR 43.940.047,36	EUR 39.697.979,94
Inventories in % of operating performance	13,50	19,80	16,15
Gross profit	EUR 16.252.425,61	EUR -58.740,33	EUR 3.020.894,61





Workforce:

01.01.2018

Total workforce	45 (approximately)
-----------------	--------------------

Imports:

0: Czech Republic

Exports:

0: France

Branches and other addresses:

Central warehouse:
Wielandgasse 14-16
8010 Graz
Austria

Branch:
Mozartstraße 11
4020 Linz
Austria

Branch:
Wagenseilgasse 14
1120 Wien
Austria

Other address:
Marxergasse 4c
1030 Wien
Austria

FINANCIAL INFORMATION

Financials:

Amounts shown in Euro (EUR)	01.01.2016 31.12.2016	01.01.2015 31.12.2015	01.01.2014 31.12.2014
-----------------------------	--------------------------	--------------------------	--------------------------

BALANCE SHEET

FINANCIAL ASSETS

Franchises, patents, licences,	1.616.444,87	1.717.019,57	1.607.763,56
--------------------------------	--------------	--------------	--------------

trademarks and similar rights and advantages	-5,86%	+6,80%	
Sum intangible assets	1.616.444,87	1.717.019,57	1.607.763,56
	-5,86%	+6,80%	
Other operating and business equipment	399.693,87 +3,35%	386.734,61 -9,70%	428.299,19
Land and leasehold rights with buildings thereon including building on land owned by third parties	635.071,91 -8,32%	692.730,49 +5,51%	656.559,11
Technical plants and machines	2.876.904,71 -11,21%	3.240.136,01 +24,67%	2.599.059,81
Advanced payments and constructions in progress	33.269,00 -35,10%	51.264,58 -81,43%	275.993,60
Sum tangible assets	3.944.939,49	4.370.865,69	3.959.911,71
	-9,74%	+10,38%	
Shares on related firms	5.294.948,49 +6,01%	4.994.948,49 0%	4.994.948,49
Sum financial assets	5.294.948,49 +6,01%	4.994.948,49 0%	4.994.948,49
FIXED ASSETS	10.856.332,85	11.082.833,75	10.562.623,76
	-2,04%	+4,93%	
Raw-, auxiliary materials and supplies	5.759.308,99 +18,43%	4.862.947,82 +41,33%	3.440.807,80
Unfinished products	1.250.703,66 +52,06%	822.533,39 -20,90%	1.039.907,06
Finished products	2.126.777,30 -29,46%	3.015.200,08 +134,30%	1.286.899,81
Advanced payments			644.982,43
SUM STOCK	9.136.789,95	8.700.681,29	6.412.597,10
	+5,01%	+35,68%	
Claims from delivered goods and performed services	105.994,22 +35,25%	78.371,98 +52,87%	51.268,32
Claims against related firms	17.471.264,83	21.196.528,18	21.160.690,16
Claims against companies with shareholding relationship	-17,57%	+0,17%	
Other claims and assets	3.692.505,67 +9,40%	3.375.170,84 +6,56%	3.167.273,77
Sum claims	21.269.764,72	24.650.071,00	24.379.232,25
	-13,71%	+1,11%	
Cash on hand, cheques and bank deposits	1.817.146,07 +1.327,51%	127.294,72 -90,29%	1.311.097,16
Sum cash and bank	1.817.146,07	127.294,72	1.311.097,16
	+1.327,51%	-90,29%	
Sum current assets	32.223.700,74	33.478.047,01	32.102.926,51
	-3,75%	+4,28%	
ASSETS	43.274.205,57	44.661.667,43	42.882.899,01
	-3,11%	+4,15%	
Sum deferred charges	86.855,00	100.786,67	217.348,74
	-13,82%	-53,63%	
FINANCIAL LIABILITIES			
Subscribed/declared capital	7.994.011,76 0%	7.994.011,76 0%	7.994.011,76
Not committed capital reserves	3.850.000,73 0%	3.850.000,73 0%	3.850.000,73
Legal reserves	799.500,00 0%	799.500,00 0%	799.500,00
Balance sheet profit/balance sheet loss	10.248.571,16 +41,86%	7.224.525,54 -23,41%	9.432.491,86
Thereof profit/loss carried forward	7.224.525,54 -23,41%	9.432.491,86 +11,42%	8.465.734,68
Equity capital	22.892.083,65	19.868.038,03	22.076.004,35

	+15,22%		-10,00%	
Reserves for severance pays	1.296.557,00	1.369.035,77	1.365.810,15	
	-5,29%		+0,24%	
Other reserves	723.749,65	584.544,81	604.864,74	
	+23,81%		-3,36%	
Sum reserves	2.020.306,65	1.953.580,58	1.970.674,89	
	+3,42%		-0,87%	
Liabilities against credit institutes	6.399.441,16	2.431.146,49	3.567.369,27	
	+163,23%		-31,85%	
Liabilities from delivered goods and performed services	4.410.887,88	2.974.611,86	4.183.359,86	
	+48,28%		-28,89%	
Liabilities against related firms	6.285.122,33	15.771.790,46	10.558.082,60	
	-60,15%		+49,38%	
Other liabilities	561.188,12	723.100,12	404.921,32	
	-22,39%		+78,58%	
LIABILITIES	17.656.639,49	21.900.648,93	18.713.733,05	
	-19,38%		+17,03%	
Deferred income	705.175,78	939.399,89	122.486,72	
	-24,93%		+666,94%	
Sum deferred income	705.175,78	939.399,89	122.486,72	
	-24,93%		+666,94%	
LIABILITIES	43.274.205,57	44.661.667,43	42.882.899,01	
	-3,11%		+4,15%	
Balance sheet total	43.274.205,57	44.661.667,43	42.882.899,01	
	-3,11%		+4,15%	
Contingent liabilities		1.619.530,92	1.636.940,61	
			-1,06%	

PROFIT AND LOSS ACCOUNT

Gross sales	66.883.204,20	44.157.421,03	39.546.853,50	
	+51,47%		+11,66%	
Increase or decrease in finished and unfinished goods and in service claims	788.219,84	-217.373,67	151.126,44	
			-243,84%	
Total turnover or gross profit	67.671.424,04	43.940.047,36	39.697.979,94	
	+54,01%		+10,69%	
Profits from retirement of fixed assets, except financial assets	2.125,59	13.575,00	8.849,97	
	-84,34%		+53,39%	
Other operating profits	554.869,57	16.124.040,17	14.054.987,99	
	-96,56%		+14,72%	
Other operating profits totally	556.995,16	16.137.615,17	14.063.837,96	
	-96,55%		+14,75%	
Costs for obtained services	-8.056.339,14	-6.276.793,75	-5.477.216,95	
	-28,35%		-14,60%	
Material costs	-43.362.659,29	-37.721.993,94	-31.199.868,38	
	-14,95%		-20,90%	
Costs for obtained services totally	-51.418.998,43	-43.998.787,69	-36.677.085,33	
	-16,86%		-19,96%	
Wages	-513.980,07	-398.802,21	-415.907,68	
	-28,88%		+4,11%	
Salaries	-5.244.595,46	-5.333.034,07	-5.017.756,01	
	+1,66%		-6,28%	
Costs for severance pays		-161.777,09	-209.784,16	
			+22,88%	
Legal fringe benefits and other payments depending on salaries		-1.577.043,15	-1.495.262,79	
			-5,47%	
Other social fringe benefits	-1.644.061,23	-47.794,00	-49.680,62	
	-3.339,89%		+3,80%	
Personnel expenses totally	-7.402.636,76	-7.518.450,52	-7.188.391,26	
	+1,54%		-4,59%	
Depreciation of intangible assets, tangible assets, activated	-1.886.623,38	-1.808.104,44	-1.187.130,19	
	-4,34%		-52,31%	

expenses for the set up and expansion of business operation			
Depreciation tangible assets / intangible assets totally	-1.886.623,38	-1.808.104,44	-1.187.130,19
	-4,34%	-52,31%	
Other operating costs	-6.742.109,58	-8.318.918,70	-7.482.694,63
	+18,95%	-11,18%	
Other taxes		-235.671,33	-54.372,66
		-333,44%	
Total costs	-6.742.109,58	-8.554.590,03	-7.537.067,29
	+21,19%	-13,50%	
Operating result totally	778.051,05	-1.802.270,15	1.172.143,83
		-253,76%	
Profits from shareholdings	1.840.754,60	2.257.077,27	2.220.881,21
	-18,45%	+1,63%	
Interest income, securities income and similar income	1.343.099,17	777.435,55	746.151,79
	+72,76%	+4,19%	
Profits from the retirement of and investment in securities of current assets	300.000,00		
Interest and similar disbursements	-1.307.457,99	-641.670,61	-549.005,96
	-103,76%	-16,88%	
Financial expenses		-2.760.000,00	-2.600.000,00
		-6,15%	
Financial profits totally	2.176.395,78	-367.157,79	-181.972,96
		-101,77%	
Results from usual business activity totally	2.954.446,83	-2.169.427,94	990.170,87
		-319,10%	
Taxes on income and profits	69.598,79	-38.538,38	-23.413,69
		-64,60%	
Taxes on income and profits totally	69.598,79	-38.538,38	-23.413,69
		-64,60%	
Annual surplus/annual deficit totally	3.024.045,62	-2.207.966,32	966.757,18
		-328,39%	
Annual profit/annual loss totally	3.024.045,62	-2.207.966,32	966.757,18
		-328,39%	
Profit and loss carried forward from previous year	7.224.525,54	9.432.491,86	8.465.734,68
	-23,41%	+11,42%	
Transfer of profits totally	7.224.525,54	9.432.491,86	8.465.734,68
	-23,41%	+11,42%	
B/S profit/ B/S loss from profit and loss account totally	10.248.571,16	7.224.525,54	9.432.491,86
	+41,86%	-23,41%	
B/S profit/ B/S loss from profit and loss account	10.248.571,16	7.224.525,54	9.432.491,86
	+41,86%	-23,41%	

Bankers: UniCredit Bank Austria AG
1010 Wien

Erste Bank der oesterreichischen Sparkassen AG
1100 Wien

Ratios:

	01.01.2016 31.12.2016	01.01.2015 31.12.2015	01.01.2014 31.12.2014
FINANCING & CASH			
Cash flow II	EUR 4.910.669,00	EUR -399.861,88	EUR 2.153.887,37
Debt amortisation period	3,64	-	8,99
Bank indebtedness	14,79	5,44	8,32
Equity capital share	52,90	44,49	51,48

Social capital share	3	3,07	3,18
Fixed assets coverage	222,81	191,62	221,93
Net profit ratio	4,37	-4,94	2,49
Capital turnover	1,56	0,98	0,93
Return on investment	9,85	-3,42	3,59
Cash flow in % of operating performance	7,26	-0,91	5,43
Cash flow I	EUR 4.841.070,21	EUR -361.323,50	EUR 2.177.301,06
Gross productivity	9,14	5,84	5,52
Net productivity	2,20	-0,01	0,42
Operating performance	EUR 67.671.424,04	EUR 43.940.047,36	EUR 39.697.979,94
Inventories in % of operating performance	13,50	19,80	16,15
Gross profit	EUR 16.252.425,61	EUR -58.740,33	EUR 3.020.894,61

CODES AND DEFINITIONS

Credit Assessment

- 10 Excellent risk
- 9 Very low risk
- 8 Low risk
- 7 Moderate risk
- 6 Acceptable risk
- 5 Medium high risk
- 4 Significant risk
- 3 High risk
- 2 Very high risk of insolvency
- 1 Extremely high risk of insolvency
- 0 Insolvency/preliminary/debt regulation proceedings
- 99 Risk assessment currently not possible

TERMS OF USE

The information and/or data provided in this report are subject to the General Terms and Conditions or individual Contract Terms and may be used only for the purpose they have been requested for. The information contained in this report is based on data provided by an external business information provider, with the exception of "Coface Adjustment", which comes from Coface Credit Insurance activity.

As the recipient of the information report, you are bound by a duty of confidentiality. You shall keep the information included therein strictly confidential, not use it in any way that would bring it into the public domain and avoid its disclosure.

The report may contain personal data. You undertake to respect and comply with all applicable legislation on personal data protection regarding all personal data which may be contained in this report.

You remain liable to implement all appropriate measures ensuring the protection, safety and confidentiality of the personal data contained in this report and to prevent it from being distorted, damaged or communicated to unauthorized third parties in accordance with the applicable law.

You shall be liable for any of your acts and omissions relating to the above mentioned obligations that result in a breach of personal data protection.

Thank you for using our services. If you have any questions, please get in touch with your usual Customer Service Contact.